



UniFi® | SWITCH 16 XG

10G 16-Port Managed Aggregation Switch

Model: US-16-XG

Non-Blocking Throughput Switching

Maximum Performance and Low Latency

10G Ethernet SFP+ and RJ45 Ports



10G Aggregation Switch for Enterprise Networks

Build and expand your network with Ubiquiti Networks® UniFi® Switch 16 XG, part of the UniFi Enterprise System. The US-16-XG is a fully managed, 16-port, 10G fiber switch that enhances network capacity by providing high-bandwidth aggregation connectivity to multiple switches in your network.

The US-16-XG offers an extensive suite of advanced Layer-2 switching features and protocols.

Switching Performance

The US-16-XG offers the forwarding capacity to simultaneously process traffic on all ports at line rate without any packet loss.

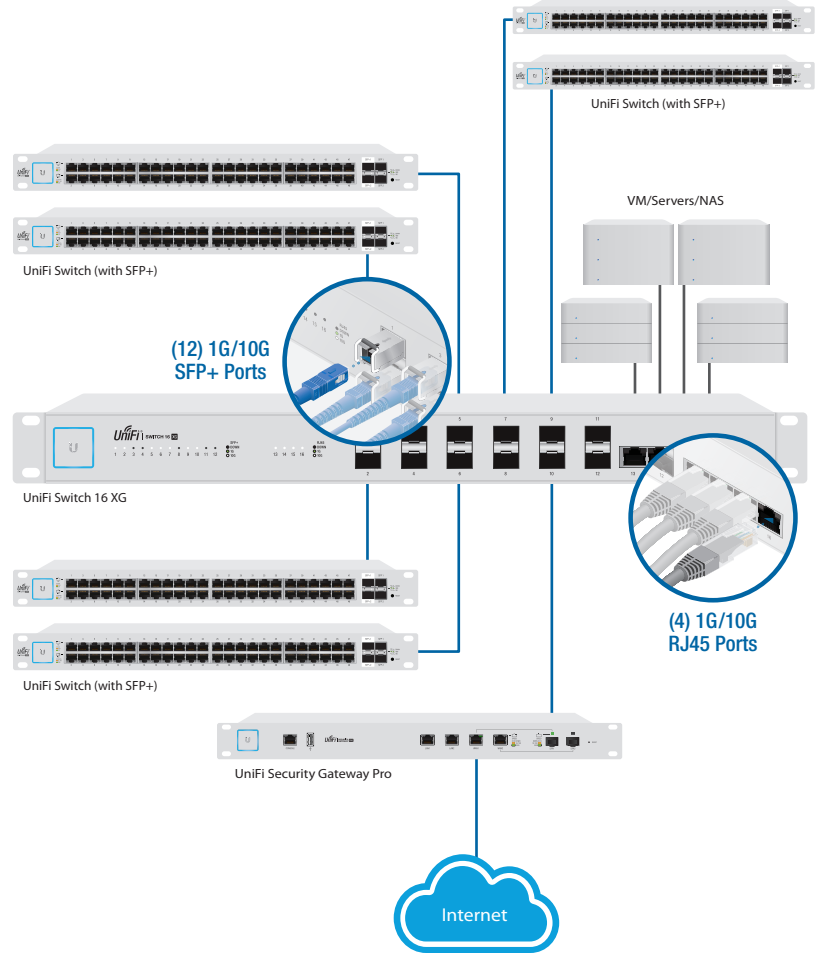
The total non-blocking throughput is up to 160 Gbps.

10G High-Capacity Links

The US-16-XG offers maximum performance and low latency as an aggregation switch.


For fiber connectivity, it features 12 SFP+ ports. For copper connectivity, the US-16-XG offers four RJ45 ports that support 10GBASE-T, the standard for 10 Gbps connections using Cat6 (or higher) cabling and RJ45 connectors.

Deployment Example



The US-16-XG connects to the following:

- Multiple UniFi Switches and a 1G/10G router via SFP+ ports
- VM, Server, NAS, or other network devices via 1G/10G RJ45 ports



UniFi Controller

Designed for convenient management, the UniFi Controller software allows admins to configure and monitor the UniFi Switch and other UniFi devices using a graphical user interface. You can download it from www.ubnt.com at no cost.

Multi-Site Management

A single instance of the UniFi Controller running in the cloud can manage multiple UniFi sites within a centralized interface. Each site is logically separated and has its own network monitoring, configuration, maps, statistics, and admin accounts.

Switch Configuration

You can access any managed UniFi Switch through the UniFi Controller to configure a variety of features:

- Operation mode (switching, mirroring, or aggregate) per port
- Network/VLAN configuration
- Jumbo frame and flow control services
- Network settings
- Storm control setting per port
- Spanning tree configuration
- 802.1x control and RADIUS VLAN
- Debug terminal option for command-line interface

Switch Port Status

You can also view status information for each port:

- Connection speed and duplex mode
- TX/RX data rates
- Network/VLAN setting



Dashboard

The *Dashboard* tab provides a visual representation of your network's status. Basic information is provided for each network segment.

DEVICE NAME	IP ADDRESS	STATUS	MODEL	VERSION	UPTIME	ACTIONS
Rack-US-48-1	192.168.1.1	CONNECTED	UniFi Security Gateway 4P	4.3.11-4823827	3d 52m 45s	LOCATE RESTART
Attic-US-16-150W	192.168.1.233	CONNECTED	UniFi Switch 16 POE-150W	3.5.1.4088	10d 18h 45m 7s	LOCATE RESTART
Downstairs-US-48-500W	192.168.1.191	CONNECTED	UniFi Switch 48 POE-500W	3.5.1.4088	4d 21h 55m 35s	LOCATE RESTART
Workshop-US-48	192.168.1.246	CONNECTED	UniFi Switch 48 POE	3.5.1.4088	3d 21h 12m 13s	LOCATE RESTART
Rack-US-48-750W				3.5.1.4088	4d 21h 55m 29s	LOCATE RESTART
PatchPanel-US-8-150W				3.5.1.4088	1d 8h 10m 17s	LOCATE RESTART
AC-Broadcom				3.5.1.4088	4d 21h 53m 4s	LOCATE RESTART
AC-LITE				3.6.1.3553	3d 21h 17m 32s	LOCATE RESTART
AC-LR-Basement				3.6.1.3553	4d 21h 54m 6s	LOCATE RESTART
44d9f702-04-33				3.6.1.3553	3d 21h 1m 32s	LOCATE RESTART
44d9f702-04-44				3.6.1.3553	3d 17m 26m 8s	LOCATE RESTART
AC-Pro-Basement				3.6.1.3553	4d 21h 53m 31s	LOCATE RESTART
44d9f719-02-89				3.6.1.3553	1d 17h 59m 46s	LOCATE RESTART
Prototype1-UAP-AC-Pro				3.6.1.3553	1d 8h 9m 12s	LOCATE RESTART
AC-Pro-CrawlSpace				3.6.1.3553	3d 21h 15m 14s	LOCATE RESTART
Timeout				3.5.1.4088	1d 8h 7m 14s	LOCATE RESTART
Living				3.5.1.4088	1d 8h 8m 36s	LOCATE RESTART
Setting				3.5.1.4088	1d 8h 8m 16s	LOCATE RESTART
Master				3.5.1.4088	1d 8h 8m 18s	LOCATE RESTART
Loft				3.5.1.4088	1d 8h 8m 32s	LOCATE RESTART
Basement				3.5.1.4088	1d 8h 8m 25s	LOCATE RESTART
24d43c94-21d9				3.5.1.4088	3d 17h 22m 54s	LOCATE RESTART
Pro-room2s2	192.168.1.144	CONNECTED	UniFi AP-Pro	3.5.1.4088	1d 8h 20m 25s	LOCATE RESTART
Pro-room2t	192.168.1.141	CONNECTED	UniFi AP-Pro	3.5.1.4088	3d 21h 54m 49s	LOCATE RESTART

Device Configuration

The *Devices* screen displays the UniFi devices discovered by the UniFi Controller. You can access each managed device for device details and configuration.

Models

UniFi Switch 16 XG

Model: US-16-XG


- (12) 1G/10G SFP+ Ports
- (4) 1G/10G RJ45 Ports
- (1) RJ45 Serial Console Port
- Non-Blocking Throughput: 160 Gbps
- Switching Capacity: 320 Gbps
- Forwarding Rate: 238.10 Mpps
- Rack Mountable with Mount Brackets (Included)
- DC Input Option (Redundant or Stand-Alone)



Front Panel



Back Panel



Place on a desktop or attach the mounting brackets to install in a rack.

Hardware Specifications

US-16-XG		
Dimensions	443 x 221 x 43 mm (17.44 x 8.70 x 1.69")	
Weight	Without Mount Brackets	With Mount Brackets
	2.62 kg (5.78 lb)	2.71 kg (5.97 lb)
Enclosure Characteristics	SGCC Steel	
Total Non-Blocking Throughput	160 Gbps	
Switching Capacity	320 Gbps	
Forwarding Rate	238.10 Mpps	
Max. DC Power Consumption	36W (Excludes SFP/SFP+ Modules)	
Power Method	AC	DC
	100-240VAC/50-60 Hz, Universal Input	DC 56W, 25 to 16V, with 2.5 mm DC Power Inline Connector
Supported Voltage Range	100 to 240VAC	25 to 16VDC
Power Supply	AC/DC, Internal, 56W DC	
LEDs Per Data Port	Speed/Link/Activity	
Networking Interfaces	(12) 1/10 Gbps SFP+ Ethernet Ports (4) 1/10 Gbps RJ45 Ethernet Ports	
Management Interface	(1) RJ45 Serial Port Out-of-Band, Ethernet Ports In-Band	
Certifications	CE, FCC, IC	
Rack Mount	Yes, 1U High	
ESD/EMP Protection	Air: ± 24 kV, Contact: ± 24 kV	
Operating Temperature	-5 to 40° C (23 to 104° F)	
Operating Humidity	5 to 95% Noncondensing	
Shock and Vibration	ETSI300-019-1.4 Standard	